


# School Bus Safety Activity Book

## Inside Activities:

- Unscramble School Bus Words
- School Bus Rules Cross Word
- Missing Letter School Bus Safety Words
- Hidden School Bus Words
- Hidden Mistakes
- Coloring Pages
- Color by Number
- Craft Idea



**pennsylvania**

DEPARTMENT OF TRANSPORTATION

SPECIAL DRIVER PROGRAMS

[www.state.pa.us](http://www.state.pa.us)

PUB 724 (4-12)



Dear Teachers and Parents:

We, at PennDOT, take very seriously our role in ensuring the safety of your children as they travel to and from school. We work with school districts and their transportation providers to deliver school bus services that have student safety as the No. 1 priority. This partnership yields a high degree of safety for children on school buses. Still, especially when students leave the confines of the bus, we see children injured and just one such incident is one too many.

For our part, PennDOT requires school bus drivers to retest and retrain every four years in order to maintain their certification. Each October, during National School Bus Safety Week, PennDOT organizes "Operation Safe Stop." This is a public awareness campaign to educate the motoring public that passing a stopped school bus is both dangerous and illegal. For your part, you can help by making sure your children and students know basic school bus safety rules. Here are some points to stress to them when you discuss being safe while going to and from the School Bus stop and while on the bus:

1. Be on time.
2. Never run to or from the bus.
3. Stand back from the curb.
4. Don't push or shove.
5. Stay in your seat.
6. Don't yell or shout.
7. Always obey the driver.
8. If you must cross the street, always do so at least 10 feet in front of the bus.
9. Never crawl under a school bus and never try to pick up a dropped article near the bus.






This activity book covers these safety rules and we hope your children will find it fun to use as they learn its important messages.

Sincerely,

A handwritten signature in black ink that reads "Janet L. Dolan". The signature is written in a cursive style with a large, prominent initial "J".

Janet L. Dolan, Director  
Bureau of Driver Licensing


# Fun School Bus Facts

-  Most school bus seats are 39 inches wide.
-  There are approximately 450,000 public school buses.
-  U.S. students get on and off a school bus 20 billion times each school year.
-  The first form of transportation for school students was a horse drawn wagon, which was borrowed from local farmers.
-  The basic design of the Large Yellow Bus has not been changed since 1977.



# School Bus Rules Crossword

Use the word bank to answer the questions and fill in the School Bus Rules crossword below.



## WORD BANK

ARMS  
 BUS  
 FEET  
 HANDS  
 LISTEN  
 PUSH  
 RUN  
 SHOVE  
 SIT  
 STREET  
 TIME  
 CRAWL

### ACROSS/DOWN

- 1 & 2. Don't (1) \_\_\_\_\_ or (2) \_\_\_\_\_ while getting on the bus.  
 9 & 10. Don't put (9) \_\_\_\_\_ or (10) \_\_\_\_\_ out of the bus window.

### ACROSS

3. Never \_\_\_\_\_ under the school bus.  
 6. Look both ways before crossing the \_\_\_\_\_.  
 11. Always cross at least ten \_\_\_\_\_ in front of the bus.  
 12. Wait until the \_\_\_ stops to get off.

### DOWN

4. Never \_\_\_ to or from the bus.  
 5. It is important to \_\_\_\_\_ to the school bus driver.  
 7. Always be on \_\_\_\_\_ for the school bus.  
 8. Always \_\_\_ in your assigned seat.



# Coloring Page



If your school uses a crossing guard, remember to wait for him or her to wave before crossing the street.



A school bus is made of many parts. Some of the school bus parts are listed below. Can you find these words in the puzzle below? They can be spelled across, backwards diagonal, or they might be up or down.

- |        |         |           |        |
|--------|---------|-----------|--------|
| DRIVER | LIGHTS  | SEAT      | TIRES  |
| DOOR   | MIRRORS | STEPS     | YELLOW |
| EXIT   | MOTOR   | STOP SIGN | WHEEL  |
| BUMPER | QUIET   | STUDENTS  | WINDOW |



# Coloring Page

Always obey the crossing guard.



# School Bus Safety Words

Fill in the missing letters to spell the school bus safety words and message.

A 1	B 2	C 3	D 4	E 5	F 6	G 7	H 8	I 9	J 10	K 11	L 12	M 13
N 14	O 15	P 16	Q 17	R 18	S 19	T 20	U 21	V 22	W 23	X 24	Y 25	Z 26

1. D 15 N 20 P 21 S 8 A 15 D S 8 O 22 E

2. D 1 N 7 E 18 Z 15 N 5

3. B 21 S S 20 O 16

4. R 5 D L 9 G 8 T 19


5. F 18 O 14 T B 21 M 16 E 18

6. N 5 V 5 R R 21 N

7. E 13 E 18 G 5 N 3 Y D 15 O 18

8. S 16 E 1 K Q 21 I 5 T 12 Y

9. F 15 L 12 O 23 T 8 E B 21 S R 21 L 5 S



Y 15 U A 18 E I 14 T 8 E M 15 S 20 D 1 N 7 E 18

W 8 E 14 G 5 T 20 I 14 G O 14 A 14 D G 5 T 20 I 14 G


O 6 F Y 15 U 18 S 3 H 15 O 12 B 21 S

# Coloring Page



Always obey the school bus driver.

# Unscramble the School Bus Words







Use the word bank to unscramble the ten words below.

AISLE	EYE CONTACT	STAY SEATED
BUS STOP	LIGHTS	STOP SIGN
DANGER ZONE	BUS DRIVER	STUDENTS
EMERGENCY DOOR	SCHOOL	YELLOW

1. SOLCHO \_\_\_\_\_
2. UDTSNEST \_\_\_\_\_
3. SUB TPOS \_\_\_\_\_
4. USB REIVRD \_\_\_\_\_
5. WLEOLY \_\_\_\_\_
6. OPTS INGS \_\_\_\_\_
7. GRENAD NEOZ \_\_\_\_\_
8. MCYGERENE RODO \_\_\_\_\_
9. SLEIA \_\_\_\_\_
10. GTHILS \_\_\_\_\_
11. YATS AETDES \_\_\_\_\_
12. YEE NTOCATC \_\_\_\_\_

# Wait for the Bus in a Single Line.



-  Always wait for the bus in a single line.
-  When getting on the bus, stay away from the danger zone, make eye contact with the bus driver, and wait for the driver's signal. Board the bus one at a time.
-  Don't push or shove to get on or off the bus.



# CRAFT IDEA

## Egg Carton School Bus

### Material:

- Lid (Top) of an Egg Carton
- Yellow Paint
- Black Construction Paper or 2 Lids from Milk Jugs (For Wheels)
- Black Marker
- OPTIONAL: Small Cutouts of People from Magazines, Coloring Books or Hand Drawn

### Instructions:

- Cut the lid off an egg carton.
- Paint (or color with marker) the lid yellow.
- While paint is drying, cut 2 circles out of black construction paper.
- OPTIONAL: Also while the paint is drying, have the children cut small images of people from magazines or coloring books or let them draw their own.
- Once the paint is dry, glue on the wheels.
- OPTIONAL: Glue the images of people onto the bus.
- Write SCHOOL along the top of the bus.
- YOUR BUS IS NOW COMPLETE!!

# ANSWER KEY


Page 2

School Bus Rules Crossword



Page 4

Hidden School Bus Words



Page 6

School Bus Safety Words

1. DON'T PUSH AND SHOVE
2. DANGER ZONE
3. BUS STOP
4. RED LIGHTS
5. FRONT BUMPER
6. NEVER RUN
7. EMERGENCY DOOR
8. SPEAK QUIETLY
9. FOLLOW THE BUS RULES

**YOU ARE IN THE MOST DANGEROUS ZONE WHEN GETTING ON AND OFF THE SCHOOL BUS.**

Page 8

Unscramble the School Bus Words

1. SCHOOL
2. STUDENTS
3. BUS STOP
4. BUS DRIVER
5. YELLOW
6. STOP SIGN
7. DANGER ZONE
8. EMERGENCY DOOR
9. AISLE
10. LIGHTS
11. STAY SEATED
12. EYE CONTACT

**PA Department of Transportation  
Special Driver Programs**

**Bureau of Driver Licensing  
PO Box 68684  
Harrisburg, PA 17106-8684**

**[www.dmv.state.pa.us](http://www.dmv.state.pa.us)  
email: [RA-pdschoolbushelp@pa.gov](mailto:RA-pdschoolbushelp@pa.gov)**